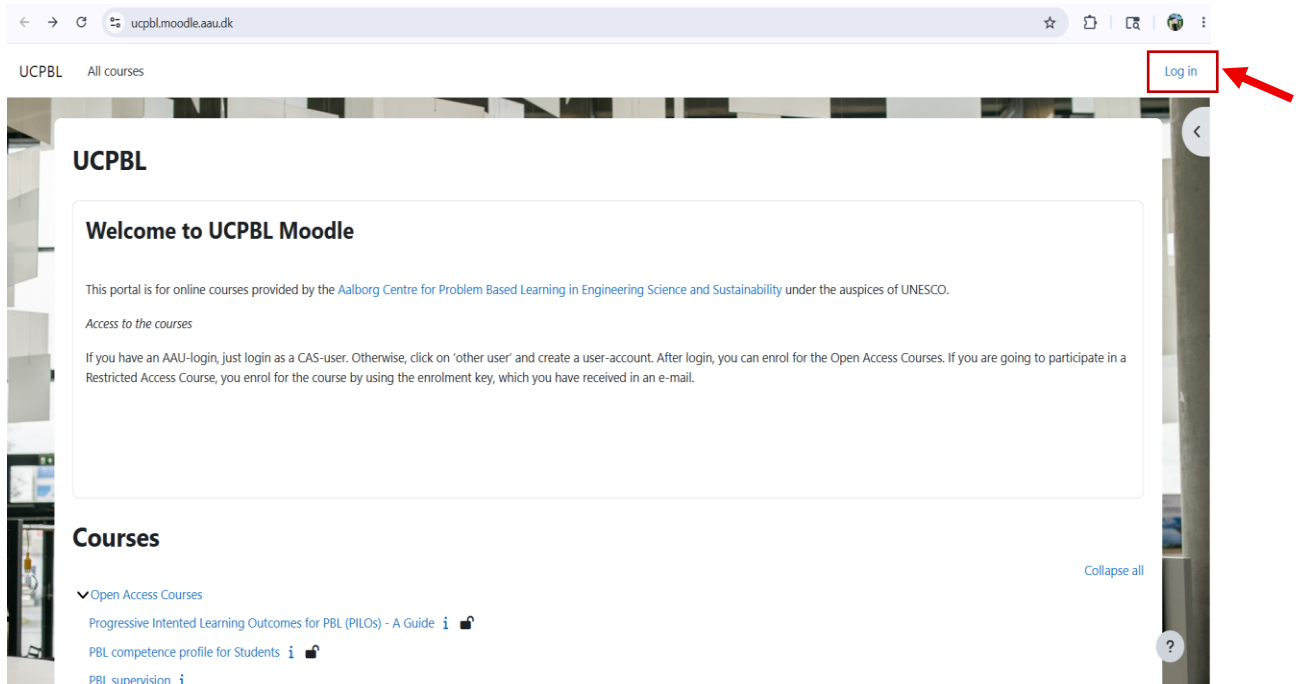


## Regional Research Symposium on PBL (RRSPBL 2026) November 19–21, 2026 | Pune, India

### Steps to access the courses on the UCBL website

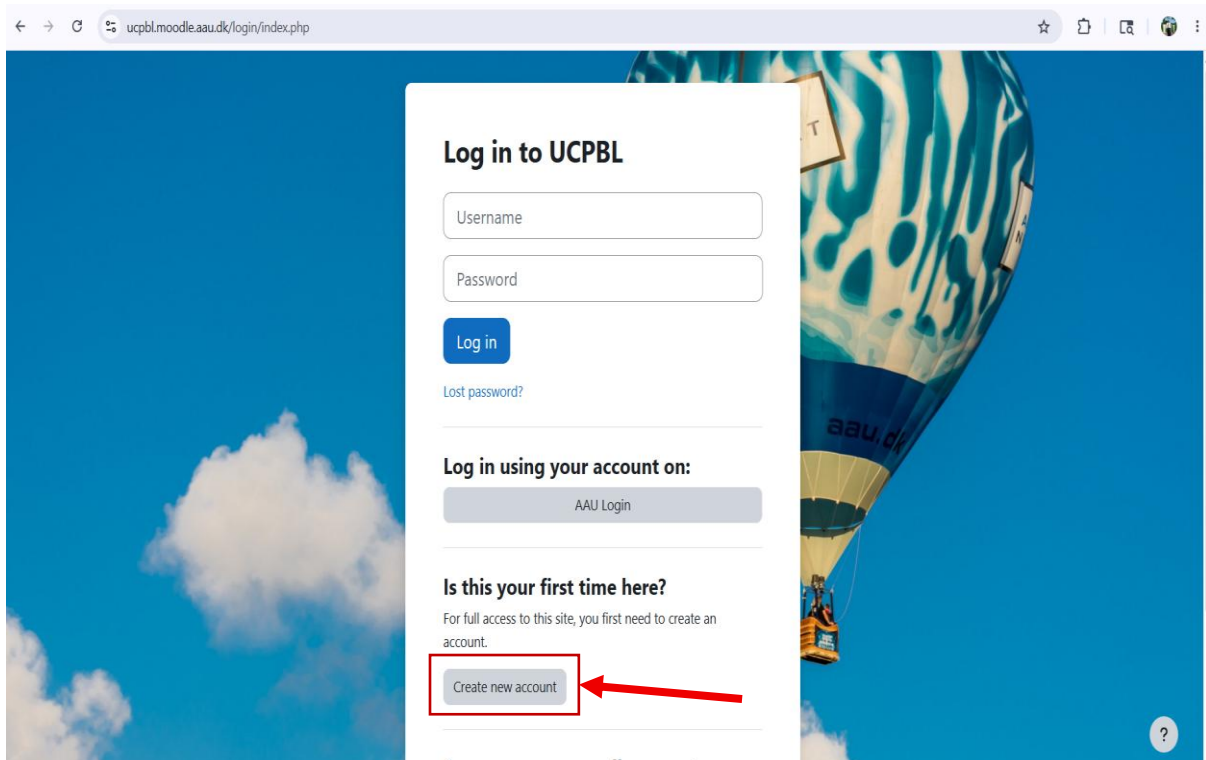
#### Creating or logging in to an account

- Go to [Home | UCPBL](#) or <https://ucpbl.moodle.aau.dk/>
- Click **“Log in”** (top right corner of the page). Or <https://ucpbl.moodle.aau.dk/login/index.php>

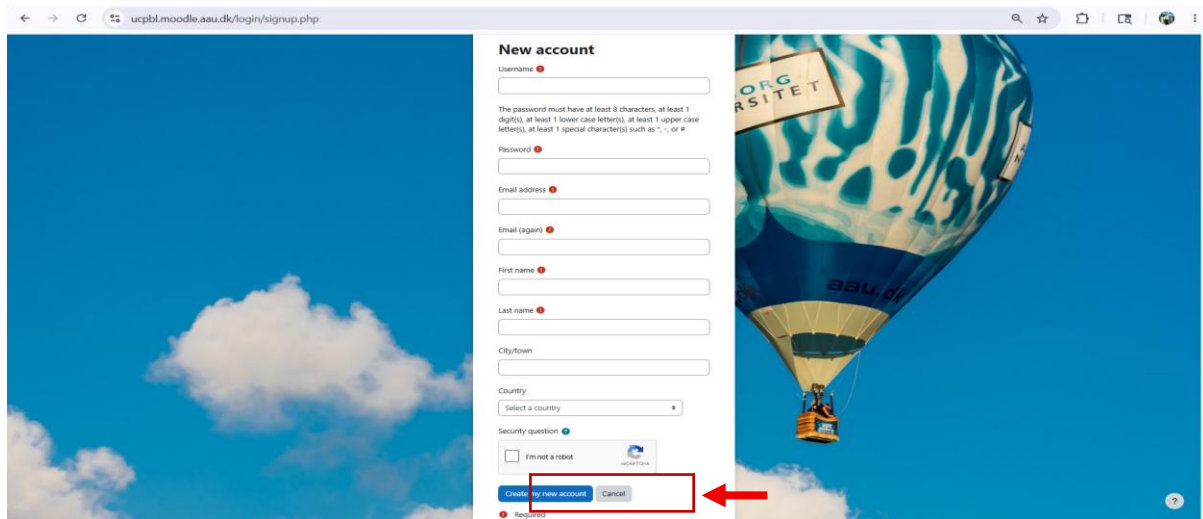


- Click on **“Create new account.”**

**Regional Research Symposium on PBL (RRSPBL 2026)**  
November 19–21, 2026 | Pune, India

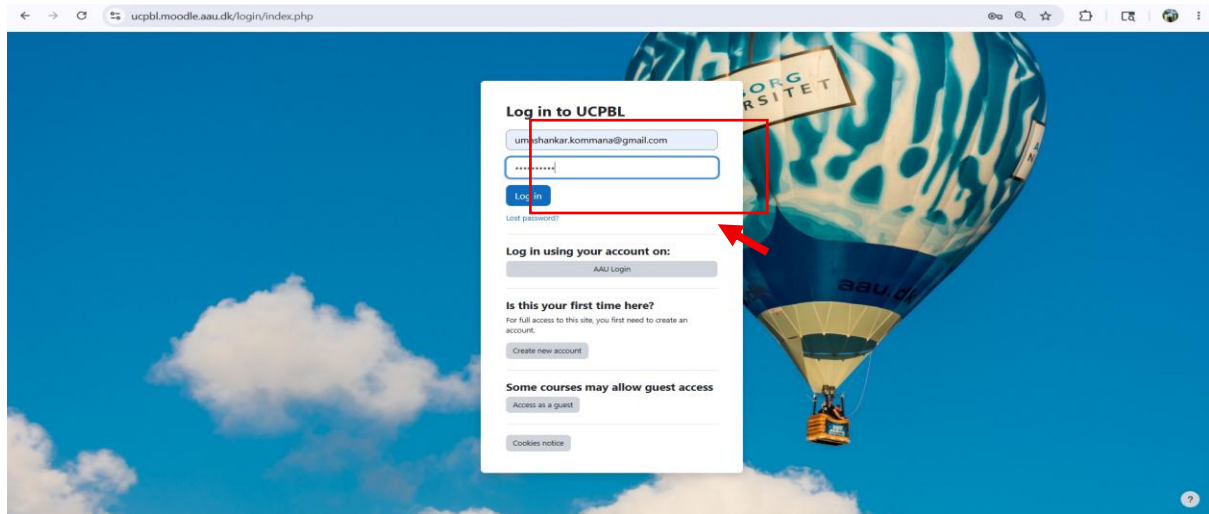


- Fill in the details in the “New account” dialog box and click on “Create account.”

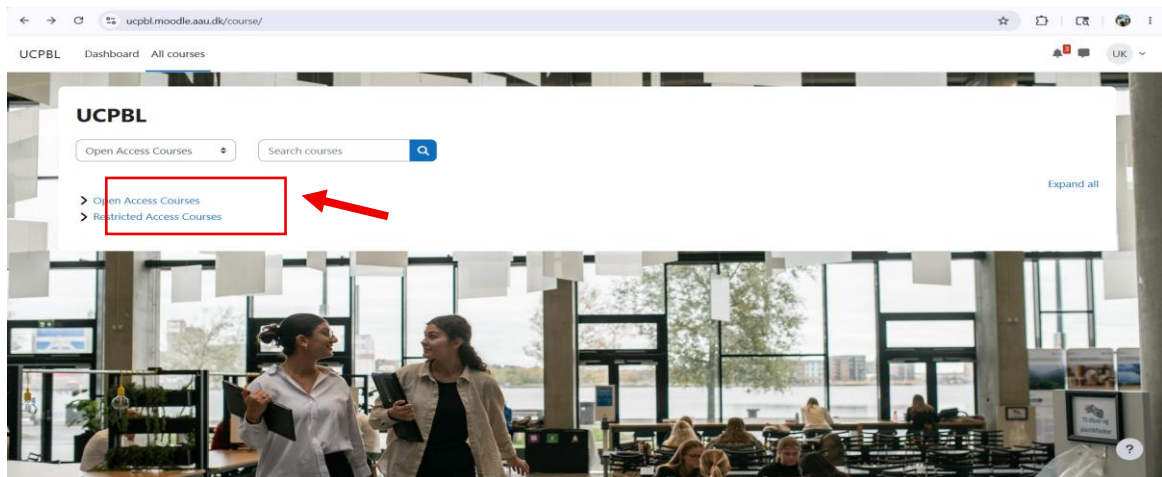


- You will receive an account confirmation email. Click on the link provided in the email to confirm the account.
- Enter your username and password and click on login.

## Regional Research Symposium on PBL (RRSPBL 2026) November 19–21, 2026 | Pune, India



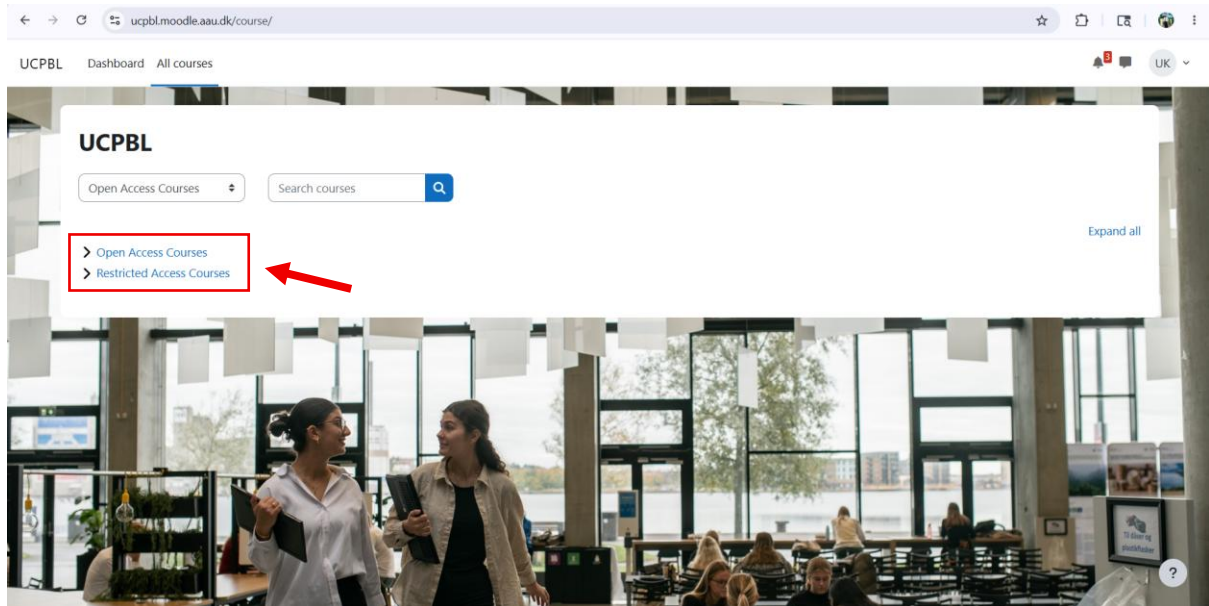
- After the login, the following page will be displayed.



### Course Registration on UCPBL

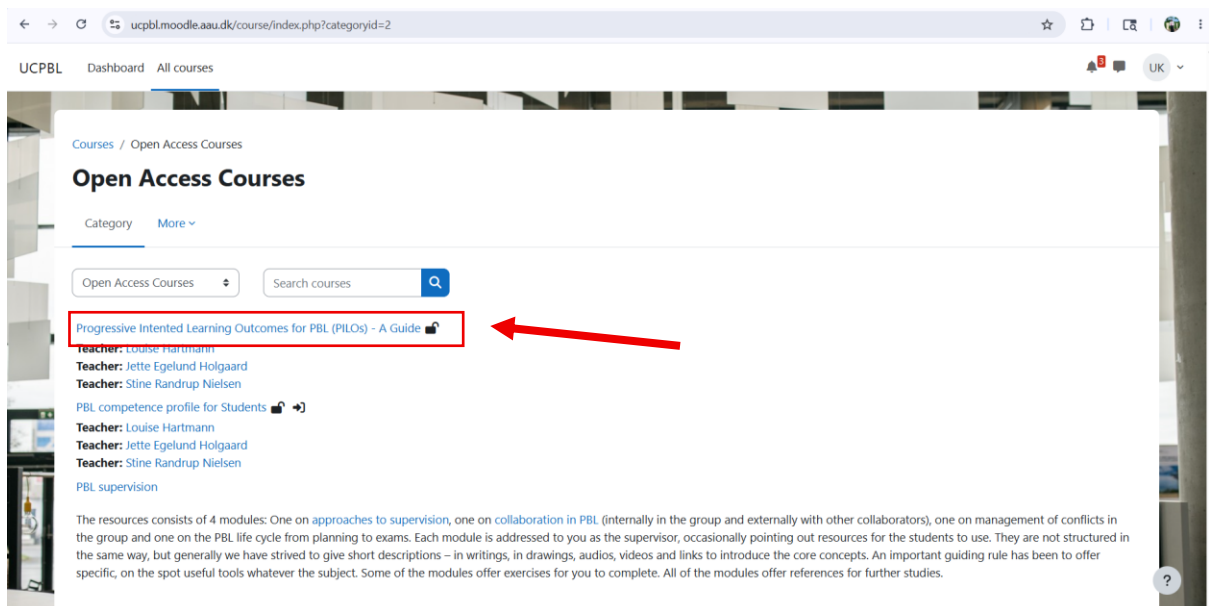
- Login to [Home | UCPBL](#)
- Click on the “**Open Access Courses**” option under the “**All Courses**” tab.

## Regional Research Symposium on PBL (RRSPBL 2026) November 19–21, 2026 | Pune, India



The screenshot shows the Moodle course page for UCPBL. At the top, there is a navigation bar with 'UCPBL', 'Dashboard', and 'All courses'. Below this is a search bar and a dropdown menu for 'Open Access Courses'. A red box highlights the 'Open Access Courses' and 'Restricted Access Courses' options, with a red arrow pointing to the 'Open Access Courses' option. The background of the page features a photograph of two women in a modern, bright interior space, possibly a library or study area.

- A list of “Open Access Courses” will be displayed.



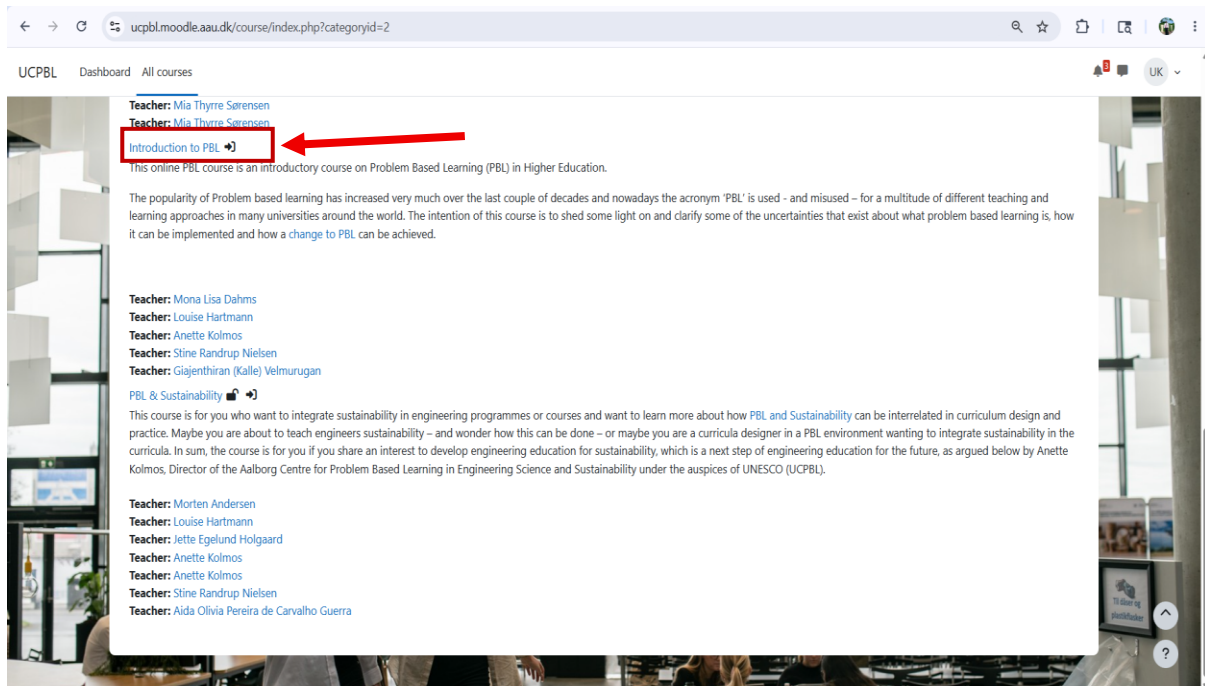
The screenshot shows the Moodle course page for UCPBL, specifically the 'Open Access Courses' section. The page title is 'Open Access Courses'. Below the title, there is a search bar and a dropdown menu for 'Open Access Courses'. A red box highlights the course title 'Progressive Intended Learning Outcomes for PBL (PIOs) - A Guide' with a red arrow pointing to it. The page also lists the teachers: Louise Hartmann, Jette Egelund Holgaard, and Stine Randrup Nielsen. The course description is visible at the bottom, stating that the resources consist of 4 modules: one on approaches to supervision, one on collaboration in PBL, one on management of conflicts, and one on the PBL life cycle.

Scroll down to view the list of courses, and the titles of the courses are listed below:

- Progressive Intended Learning Outcomes for PBL (PIOs)—A Guide
- PBL competence profile for students
- PBL supervision
- Problems in PBL
- Introduction to PBL
- PBL & Sustainability

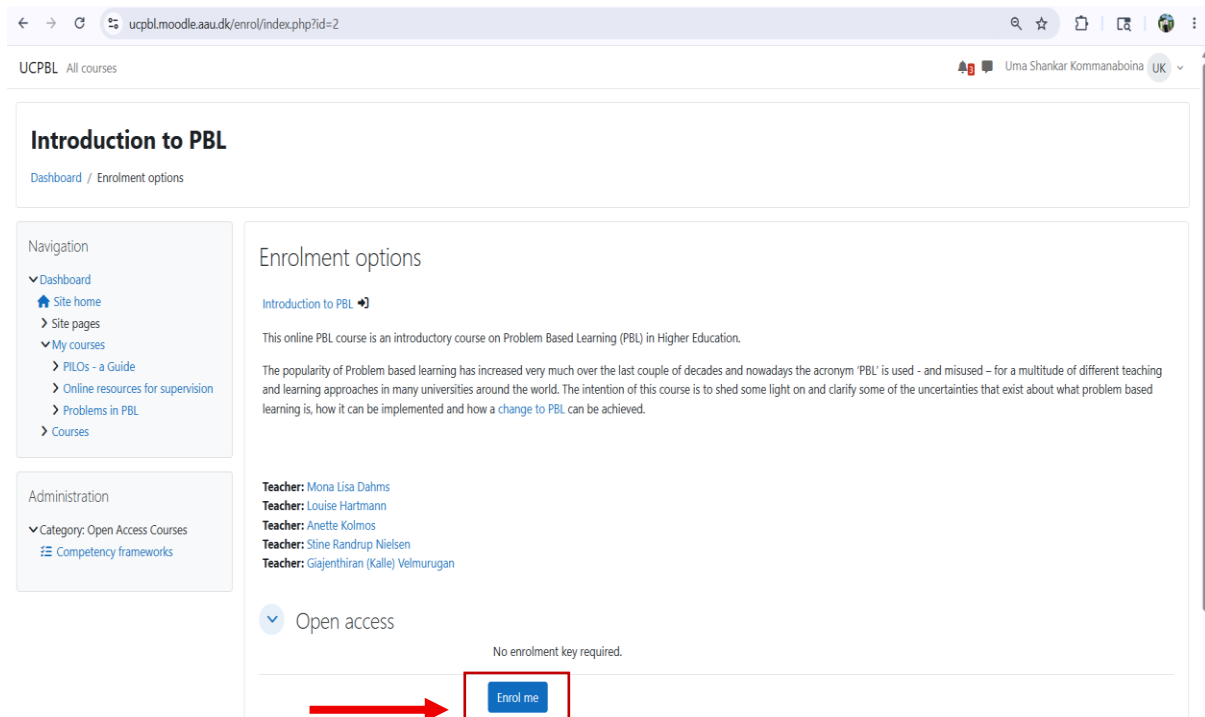
Click on the title of the course.

## Regional Research Symposium on PBL (RRSPBL 2026) November 19–21, 2026 | Pune, India



The screenshot shows a Moodle course index page for 'ucpbl.moodle.aau.dk/course/index.php?categoryid=2'. The page lists several courses. The first course, 'Introduction to PBL', is highlighted with a red box and a red arrow pointing to it. Below the course title, there is a brief description and a list of teachers. The second course, 'PBL & Sustainability', is also visible below it.

The following window will be displayed when you click on the title. Scroll down and click the “Enrol Me” option to register for the course.



The screenshot shows the enrolment options page for the 'Introduction to PBL' course. The page has a navigation sidebar on the left and a main content area. The main content area is titled 'Enrolment options' and contains the course title, a brief description, and a list of teachers. At the bottom of the page, there is a blue 'Enrol me' button, which is highlighted with a red box and a red arrow pointing to it.

- The enrolment of the course is completed once the " Enroll Me " option is clicked.